

Volume 12, Issue 4

April 2010



Palmetto Woodturner

The Newsletter of the Palmetto Woodturners,
a Chapter of the American Association of Woodturners.

www.PalmettoWoodturners.com



Palmetto Woodturner

April 2010



Inside This Issue

- Page 1 - Cover Photo
- Page 2 - Meeting Schedule
- Page 3 - March Hands On
- Page 4 - Previous Month Meeting and Events
- Page 5 - March Instant Gallery Exhibits
- Page 6 - March Instant Gallery Exhibits
- Page 7 - March Instant Gallery Exhibits
- Page 8 - Spotlight on Members / Library Additions
- Page 9 - Bowl Shape Software
- Page 10 - General Interest/ Classifieds
- Page 11 - General Interest/ Vendor Information
- Page 12 - Club Information

2010 Meeting Schedule

- January 9th - **Alan Hollar** (January 8th - Hands-On)
- February 6th - **Raymond Overman**
- March 13th - **Mark St. Ledger** (March 12th - Hands-On)
- April 3rd - **Warren Carpenter**
- May 1st - **Craig and Donna Jackson**
- June 5th - **Nick Cook** (June 4th - Hands-On)
- July 10th - **Wilford Bickle**
- August 7th - **Frank Bowers** (August 6th - Hands-On)
- September 11th - **Dave Hout** (Sept 10th - Hands-On)
- October 2nd - **Pat Johnson**
- November 13th - **John Lucas**
- December 4th - To be Announced

April 2010 Meeting Demonstrator

Warren Carpenter

"Since 1999, my passion has been turning wood. With a creative eye and an ever-expanding knowledge of wood, I am always watching for those special trees or parts of trees that may someday become a unique turning. There are few things better than finding a burl and figuring out the best way to turn it into one or more pieces of artwork. Beyond creating "normal or natural" bowls, I enjoy experimenting with new shapes and forms to help me release the natural or not so natural beauty of a piece of wood. The final step in the creation process is the finish that will protect and enhance the wood without making a statement of it's own. A finely finished turning, shows all the beauty of the wood, in a shape that is pleasant to both sight and feel".

Be sure to visit Warren's website. His website includes a gallery portfolio of items that showcase his talent. I'm confident that Warren's demonstration will include skills that each of us would like to master.

<http://www.woodbywarren.com>

March 2010 Events

March Hands On with Mark St. Leger March 12, 2010



Ten members of our club got the opportunity to work closely with Mark in making their own version of the Rock a Bye box. The day included honing the necessary skills and also making the necessary jigs for the project. Mark's skills as an educator makes the process more enjoyable as it is evident he enjoys the teaching environment of the hands on.



Members Paul League, Ben Pendarvis, David Stone, Ron Protts, Wanda Easterling, Lee Carey, Pat Harris, Jim Rozelle, Greg Prevost and Marcia Roof benefitted from the tutelage of Mark as they worked on the Rock a Bye box together.

<http://www.markstleger.com>

March 2010 Events

March Demo with Mark St. Leger March 13, 2010



Mark started the morning in his soft spoken manner talking about skill building exercises. He related some of the experiences and challenges he has encountered as a high school shop teacher. One of those was a challenge to turn a toothpick. As he retold the story we were able to watch him turn a toothpick. For those of you that haven't tried, I would suggest that you do. It is an excellent way to refine your spindle turning skills.



Mark also held our attention as he went through the process of turning a top. Now granted, this wasn't meant to challenge Bonnie Klein as a master top maker. It was meant to serve as a teachable moment to understand that even those things that we may consider relatively low skill do require some thought. Turning a top that actually spins like a top is more difficult than you may think.




He then went into a discussion about the intricacies of his Rock a Bye box. He discussed the set up and how important position was to successfully completing the project. A very important aspect was that you actually start with a cube. In this case we are talking about a true cube not some rendition where dimensions are close but not exact. If the dimensions vary then you are setting yourself up for something short of success. It would be disappointing to get so far into turning only to find that close wasn't good enough and you add another piece to the "Almost" collection".



March 2010 Instant Gallery



Jack Gould- Cherry & Lavalace Stone flakes
Maloof Formula & Beall



Jack Gould - Spalted Red Maple
Lacquer and Renaissance Wax



J. Kosh
Cocobolo



Hal Taylor - Bradford Pear
Lacquer & Airbrush color



Jack Gould- Cherry
Maloof Formula & Beall



Jay Daniels - Tupelo Gum Burl
Lacquer

March 2010 Instant Gallery



Jay Daniels - Bradford Pear
Lacquer



Lee Carey - Spalted Ambrosia Maple
Lacquer



Jay Daniels - Honey Locust
Lacquer



Editors Note: You will notice beginning with this edition of the newsletter that there may be pieces displayed using multiple photographs. I am doing that because there are times when a single photo doesn't capture all that a piece has to offer. Since most of our members receive the newsletter electronically the additional space doesn't create a problem.

March 2010 Instant Gallery



Bill Easterling - Wysteria
No finish



Bill Lee - Various woods, segmented
Friction Polish



Tom Kerr - Cedar
Oil/Wax



Tom Kerr - Cherry
Oil/Wax



Cover Photo: The featured turning was created by Bill Lee from Red Maple. The mushrooms offer both small scale and a bit of whimsy. It was nice to see that Bill was able to keep the natural edge intact. Thanks Bill.



Spotlight on Members

New Membership - Do you know a woodturner that is not a part of our club? If so, drag them to a meeting and let them see first hand who we are.

Membership - As of December 13th, there are **188** Palmetto Woodturner Members. In our Chapter, **76** are members of the American Association of Woodturners.

*If you are a new Member, and would like assistance with a turning problem, the following **Mentors** are available to help you:*

Jack Gould 803-359-3438 rgould@sc.rr.com

Bill Lee 803-345-9568 slee45@sc.rr.com

Joey Vann 803-407-8002 vanwoodturner@bellsouth.net

Jim Rozelle 706-855-5164 jjrozy@comcast.net

Michael Rabkin 803-779-4900 mfrdds@sc.rr.com

Editors Block

In the coming months I will have an interview with Doug Thompson, where he will share the story of Thompson Lathe Tools and learn why this steel is king of the hill.

The April newsletter will feature a comparison of BowlShape (www.billooms.com), Creative Woodturner (<http://www.creative-woodturner.com>) and Google SketchUp (<http://sketchup.google.com>). At this point I am unsure as to how in-depth this evaluation will be. If it begins to turn in to a monster, the evaluation may span two months.


I want to know what kind of information you would like to see in the newsletter. Please email requests to me at jhentschel@sc.rr.com. Don't be bashful. The only thing I want is ideas (for now), so please be generous.

New Additions to the Ernest Lowry Library - *In addition to the many woodturning Books, DVDs and Videos available through the Club Library, 'check out' what's new -*

Mike Mahoney on the McNaughton Center Saver(DVD) -- Mike discusses how to properly use the center saver with with efficiency and ease. This is the primer to understanding the science of nesting bowls; an ecological and economical tool for the future of woodturning.



Featuring 15 fabulous toys, each with clear step-by-step instructions, detailed photographs, and easy-to-follow diagrams. Beginners can try their hand at colorful yo-yos, spinning tops, quoits, and skittles, while intermediate-level turners can relish the challenge of the kaleidoscope colour top, diavolo, or the endearing walking penguins. With comprehensive advice on techniques and equipment, this inspirational book provides all of the information and guidance you will need to turn beautiful vintage toys.



Woodturning Techniques by Michael O'Donnell (Book)

This is a beautifully illustrated practical guide to the processes of woodturning aimed at both recreational turners & instructors; and a comprehensive source book for woodturners of all levels. The book covers materials, equipment and machinery; how to store timber; workshop safety; tools; sanding & finishing. The projects include: a bowl, lamp, goblet, mushroom, box and much more. With stunning and highly detailed close-up photography, processes are revealed in a new light, guiding readers through often complex techniques in a logical step-by-step manner.




Software for Woodturners

This was originally going to be a comparison of software that is available for woodturners. Unfortunately it is going to have to span several editions of the newsletter because there is a wide range of capabilities in the marketplace. Fortunately there is ample variety with varying features and equally varying prices. So let's start at the best end - free.

The first option is a product called Bowl Shape from the studio of Bill Ooms. It is located at <http://www.billooms.com/bowlshape.html> and like I said, it's free. So what can it do? It allows you to play with the shape of a bowl before you commit to creating the first shaving. That is important for me because as a novice bowl turner I'm not sure what looks right until often it's too late.

The computing power necessary to run this software is lightweight. It is a JAVA based application which means it will run on either a PC or a MAC. The website has very good instructions and it also has a link to a rudimentary users manual. Below you see images taken from the website. The image at the bottom left is what you would use to manipulate the shape. It does a very good job of allowing you to create images with a minimum amount of effort. You can see the shape change as you drag one of the dots on the yellow line.

The easiest thing to do is go to the website and download the application and play with it. You can rotate the rendered image so you can see some of the hidden shapes. It was fun to play with but lacking features that I consider to be valuable. Among the most important to me is the ability to print an image with real dimensions that I could use as I turned.



If you are a turner that would like to have an opportunity to play with shapes without wasting wood then give Bowl Shape a chance. It will let you play and the price is right.

FREE!!

General Interest

ANCHORSEAL ALERT - from Jack Gould

We should be ready to distribute the Anchorseal that many of you signed up for during the past several weeks. Your **Anchorseal** will be ready for pickup on **Sat. March 13, 2010 at the monthly meeting**. You can get the supply you ordered before the meeting, at the break period, or after the demonstration. We will have the Anchorseal in the loading dock area in one gallon containers, or in the five gallon containers that some of the members have supplied.

PAYMENT MUST BE BY CHECK, so be sure to come equipped with your checkbook.
Thanks for your cooperation in another successful Anchorseal Project.

Items for Swap, Sale or Buy - Personal classified ads are available to all PWT Members to buy, sell or trade woodworking related items. To place an ad, contact **John Hentschel** via email at jhentschel@sc.rr.com.

FOR SALE: I have a 14 inch General bandsaw (bought last year by Ron Rounds) for \$500.00 and a set of super jaws for the stronghold chuck for \$60.00. See Bill Easterling

FOR SALE by Hilel Salomon: Vega 36 inch pro duplicator. Bought new at Mann, still in unopened box. New \$777. Sell-\$395 firm. McNaughton captive hollowing jig. New, unused. \$290.

Lots of brand new, unsharpened, still in sleeve Hamlet 2060 gouges, Crown oversized bowl gouges, a few Sorby and a Oneway termite. Too many to list. I also have some very slightly used scrapers and odds and ends in turning along with some heavy machinery. Please email me with questions at hilele@yahoo.com. I'll be out of town until April.

FOR SALE by Charles Watson:

Delta 14" bandsaw made in the USA, riser block, fence, light, cool blocks, mobile base, dust extraction connection upgrade, 4 new blades, excellent condition and looks like new---\$550; Echo CS-400 chainsaw, used for approximately 1 hour, excellent like new condition, comes with an 18" bar, 2 new spare chains, 6 pack of mix oil, bar oil---\$275
If interested, please contact **Charles Watson** at cbwatson@bellsouth.net

General Interest

Upcoming Classes at Mann Tools can be found at:

<http://www.manntools.com/default.aspx?page=customer&file=customer/matosu/customerpages/calendar.htm>

Upcoming Classes at WoodZone can be found at:

http://woodzone.com/class_schedule.htm

Southern States X Woodturning Symposium

April 23, 24, & 25, 2010

Georgia Mountain Center, Gainesville, GA

Featured demonstrators will be Dixie Biggs from Florida, George Hatfield from Australia, Mike Mahoney from Utah, and Michael Mocho from New Mexico.

For additional information visit their website: <http://www.southernstatessymposium.org/>

Supplier Discounts to Palmetto Woodturner Members

Remember when purchasing your woodworking tools and supplies, the following suppliers offer special discounts to Members:

Mann Tool and Supply, 802 Chris Drive, West Columbia, SC 29169, Phone: 1-800-356-6266, Website: www.manntools.com
10% discount on all accessories (power tools and equipment are excluded)

WoodZone, 2263 Sunset Blvd, West Columbia, SC 29169, Phone: 803-233-3764, Website: www.woodzone.com
10% discount on all items except power tools, dimensional lumber, gift cards (however, a member using a gift card gets a discount like normal), consignment items, and sale items.

Hartville Tool Woodworking, Phone: 1-800.345.2396, Website: www.hartvilletool.com
20% discount on all regularly priced merchandise for first year, 15% thereafter

Klingspor's Woodworking Shop, Phone: 1-800-228-0000, Website: www.woodworkingshop.com
10% discount for on-line, phone orders and in-store purchases from any of their store locations

Club Information

The Palmetto Woodturners typically meet on the first Saturday of each month (see Meeting schedule for dates) at **Mann Tool and Supply, Inc.**, 802 Chris Drive, West Columbia, SC. Chris Drive is the frontage road on the east side of I-26 between Highway 378 and Highway 1.

From I-26 westbound - Take exit 110 (Highway 378). Turn Right onto Highway 378 and Right at first light onto Chris Drive. Mann Tool is approximately 3/4 mile on the left.

From I-26 eastbound - Take exit 110 (Highway 378). Turn Left onto Route 378. Turn right at first traffic light (at the McDonalds) onto Chris Drive, approximately 3/4 mile on left.

We host an instructional woodturning demonstration at each meeting and club members bring samples of their work for the monthly Instant Gallery exhibit. Prospective members and guests are always welcome.

Members and guests are requested to park in the lot behind Mann Tool away from the loading dock.

2010 Officers and Board of Directors:

President	Joey Vann	803-407-8002	vanwoodturner@bellsouth.net
Vice President	James Whaley	803-270-5282	docdrywood@aol.com
Secretary	Steve Harrell	803-771-4089	SGHarrell@aol.com
Treasurer	Greg Prevost	803-238-1430	gprevost@sc.rr.com
Board of Directors	Robert Lyon (2 st Yr)	803-695-3656	rflyon@bellsouth.net
	Jay Daniels (2 st Yr)	803-233-1413	jdaniels14@sc.rr.com
	Jack Gould (1 st Yr)	803-359-3438	jgould@sc.rr.com
	Tom Kerr (1 st Yr)	803-536-2515	gtk53@yahoo.com

Club Management:

Exhibitions Chairman	(position available)		
Librarians (Co-Chairs)	Robert Lyon	803-695-3656	rflyon@bellsouth.net
	Pat Harris	803-808-1964	pharris4@sc.rr.com
Media Specialist	David Pietras	803-699-7348	tpietras@sc.rr.com
Deputy Videographer	Wanda Easterling	803-353-3502	billwilwan@aol.com
Newsletter Editor	John Hentschel	803-727-9651	jhentschel@sc.rr.com
Raffle Prize Coordinator	Joe Kosh		
Deputy Prize Coordinator	John Kludo	803-932-0679	jkludo@aol.com
Program Chairman	Bill Easterling	803-353-3502	billwilwan@aol.com
Southern States Representative	Charles Watson	803-959-0765	cbwatson@bellsouth.net
Webmaster	Wink Clark	803-957-7650	wink_clark@yahoo.com
Hands-On Session (Co-Chairs)	Gerald Starnes	803-794-0119	joenat56@aol.com
	Marcia Roof	803-791-4946	mmroof710@att.net