

Volume 10, Issue 01

January 2008



Palmetto Woodturner

The Newsletter of the Palmetto Woodturners,
a Chapter of the American Association of Woodturners.

www.PalmettoWoodturners.org



Palmetto Woodturner



January 2008

2008 Meeting Schedule

Our 2008 meeting and demonstration schedule is looking great! We have some great demonstrators already confirmed.

January 4th and 5th - Mark St. Ledger (small projects)
February 1st and 2nd - Nick Cook (peppermill)
March 7th and 8th - Hal Simmons (advanced skew & gauge)
April - To be Determined
May 2nd and 3rd - Dave Barriger (natural edge bowls)
June 6th and 7th - Dave Hout
July - To be Determined
August - To be Determined
September - To be Determined
October 3rd and 4th - Bobby Clemmons (ornaments - intermediate/advanced)
November - To be Determined
December - To be Determined

January 2008 Meeting

The Palmetto Woodturners will meet on Saturday, January 5 at 9:00am in the demonstration room at Mann Tool and Supply. This month's demonstrator will be Mark St. Ledger, who is an accomplished Cabinetmaker. For the past 18 years Mark has taught woodworking and woodturning at a rural high school in Southwest Virginia. He has been an active demonstrator and workshop leader for turning clubs, along with demonstrating at many regional and national symposiums. He is currently on the faculty list of Arrowmont School of the Arts in Tennessee, Appalachian Center for Craft in Tennessee, Peters Valley Craft Center in New Jersey, and the John C. Campbell Folk School in North Carolina. Mark also finds satisfaction in teaching woodturning courses for a local college. His work has been shown at many venues and is in many private collections.

Important Dates to Remember

Friday, January 4th - Hands-On with Mark St. Ledger - basic tool skills, sharpening and small projects.

Saturday, January 5th - Palmetto Woodturners Meeting - demonstration by Mark St. Ledger

Friday, February 29th - 40 Years of Turning Tips with Scott Phillips - sharpening, turning lidded boxes, finishing choices, face plate work, bowl turning A to Z and durable finishing techniques

Saturday, March 1st - Woodworking Solutions with Scott Phillips - easy hidden tips for fine woodworking

Membership Renewals

Chuck Klemme is accepting Palmetto Woodturners Chapter membership renewals for 2008. Shortly after the January meeting, he will provide a new roster, listing the members in good standing, to the membership in addition to those suppliers offering us discounts replacing the roster they now have on file. He will accept cash or check made payable to Palmetto Woodturners, accompanied by the completed membership application form. Members receive discounts on certain items purchased from Klingspore Woodworking Shops, WoodZone, and Hartville Tool.

The Chapter will waive the 2008 membership fee for all individuals who, during the fourth quarter of 2007, received a 2007 free membership by purchasing a woodturning lathe from Mann Tool and Supply and submitting a completed Free Membership Application form accompanied by a completed Mann Tool and Supply Free Membership Certificate.

The regular membership fee, as in the past, will remain \$25.00. Associate Memberships, for those under 18 years of age, will remain free of charge.

December 2007 Meeting Events



Out Going President, Sam Brasher passes gable to 2008 President, Joey Vann



Joey Vann presents gable (crafted by Joey) to Sam Brasher as a farewell gesture



Mike Weaver, fellow Member, demonstrates turning a goblet with captive rings



Baseball Cap by Tom Rhoden



Jeff Adams, fellow Member, demonstrates his Stone Inlay Process



Stone Inlay pieces by Jeff Adams



Cowboy Hat by Tom Rhoden



Tom Rhoden, fellow Member, demonstrates Baseball Cap and Cowboy Hat turnings



A large attendance at the December meeting

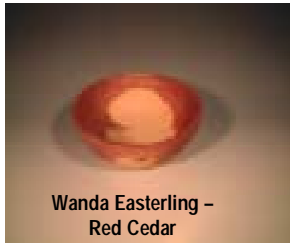


Jim Brewton, winner of \$800 scholarship raffle



Jay Daniels and Robbie Whaley conduct the Raffle


December 2007 Instant Gallery Exhibits



Wanda Easterling -
Red Cedar



Greg Whetstone -
Silver Maple



Marcia Roof -
Red Heart




Russ Dixon - Acrylic




Russ Dixon -
Snakewood/Tulipwood



John Harbin - Cherry




Steve Harrell -
Acrylic




Steve Harrell -
Acrylic/Ebony



Ben Pendarvis - Magnolia



Ben Pendarvis - Cherry



Margaret Arial -
Corncob

The following is an excerpt from an article written by Andi Wolfe where she shared an aspect of her experience while spending time with David Ellsworth. I believe that her thoughts are worth considering when appreciating any items displayed by our demonstrators or our Club Instant Gallery.

...David brought out different pieces from some very famous turners (Al Stirt, Bob Stocksdale, Liam O'Neill, Gael Montgomerie, Mark Lindquist, John Jordon, etc.) for us to examine. Of course, David also has a good selection of his own turnings for students to study. It's really a treat to be able to pick up a woodturning from a well-known artist and to examine it from every angle. David calls it 'stroking the piece,' and he stresses the importance of woodturners learning from other turners in this fashion. We looked at form and composition, different texturing techniques, the flow of the curves, the use of color, and the overall impact of the piece. David has early works as well as later works of several artists, which gives one a sense of how an artist develops throughout a career. One of the big impressions I took from this exercise was the reverence and respect given to each turning during its handling. I noticed this also when David did a critique of the turnings I brought with me. He picked each piece up gently, turned it at different angles to examine the form, stroked the piece to feel the texture and finish, and then gently set the turning down before taking up the next piece. I think most of us could learn from this example.

Sometimes in our enthusiasm to examine a woodturning we get a bit carried away in handling the piece- we're all guilty of this, I'm sure. I've compared notes with some of the other turners in the club who demonstrate woodturning or give workshops and classes, and we've each had experiences where our woodturnings come back with dents, dings, or chips. This sometimes also happens during our own show-and-tell session of our club meetings (e.g., natural edges broken off a bowl, dents or chips in the rim of a platter).

I'd like to offer some common-sense rules of etiquette in handling someone else's woodturnings: **1.** No matter what the experience level is of the turner, each woodturning should be considered a piece of art and handled gently. This is especially important on pieces that have fragile edges (e.g., natural edge bowls, rims of platters where the platter is displayed on a stand). I've actually had a turner disassemble one of my kaleidoscopes and not put it back together correctly so that the next person who picked it up was faced with the entire piece coming apart on them. Ouch! **2.** If your hands are dirty or loaded with oils (e.g., those French fries from dinner. . .), don't handle the turning until you've had a chance to wash your hands. Many finishes can be ruined by this little oversight **3.** It's always nice to ask a turner if they mind if you pick up a piece before you do so. Most turners want other turners to examine their work, but some would prefer to not have their turnings handled - especially if they are fragile in one way or another. If a piece is fragile, the turner can help others become aware of this by preparing a sign indicating that the piece should not be handled. I'm sure there are many other common-sense rules for 'stroking a piece,' but I think these are the main ones that are easy to remember. We absolutely should handle each other's turnings to learn from one another, but we can certainly do so in a respectful and gentle manner that will benefit each club member during the process.

Cover Photo: Cherry Vase by Ben Pendarvis

New Membership

The Palmetto Woodturners extend a welcome to our newest members:

Tom Eargle

1440 Fulmer Rd.
Blythewood, SC 29016
jeargle77006@yahoo.com

Tom Lewis

4 Wildwood Lane
Elloree, SC 29047

Richard Klein

567 CreekrIDGE Rd.
Aiken, SC 29803
scwoodworker@bellsouth.net

Frank Howard

19 Pinckney Street
Sumter, SC 29150
fhoward2@sc.rr.com

Steve Wilson

200 Turtle Trail
Leesville, SC 29070
Swilson200@aol.com

Debby Gore

155 Mary Charles Court
Winnsboro, SC 29180
somethingsouthern@wildblue.net

Allen Arnold

2896 Wheeland Rd.
Little Mountain, SC 29075

Swap Shop

Want to Buy: Entry level, 15 inch (approximate), variable speed, floor model Lathe. Contact Fred Woerner, Telephone (803) 892-8154, Email woerner@bu.edu

Want to Sell: Here is your chance to acquire wood stock at a reasonable price. D.R. Jones Heavy Construction, 603 Chapel Road, W. Columbia, SC, is a land clearing and sawmill service. Mr. Jones will locate and harvest by order (usually takes 1-2 weeks) your request into logs or boards. Prices vary according to order.

Office: (803) 955-0036 Cell: (803) 600-5061 Email: drjhc@earthlink.net

Club Information

The Palmetto Woodturners typically meet on the first Saturday of each month (see Meeting schedule for dates) at Mann Tool and Supply, Inc., 802 Chris Drive, West Columbia, SC. Chris Drive is the frontage road on the east side of I-26 between Highway 378 and Highway 1.

From I-26 westbound - Take exit 110 (Highway 378). Turn Right onto Highway 378 and Right at first light onto Chris Drive. Mann Tool is approximately 3/4 mile on the left.

From I-26 eastbound - Take exit 110 (Highway 378). Turn Left onto Route 378. Turn right at first traffic light (at the McDonalds) onto Chris Drive, approximately 3/4 mile on left.

We host an instructional woodturning demonstration at each meeting and club members bring samples of their work for the monthly Instant Gallery exhibit. Prospective members and guests are always welcome.

Members and guests are requested to park in the lot behind Mann's away from the loading dock.

2008 Officers and Board of Directors

President	Joey Vann	803-407-8002	luther_vann@bose.com
Vice President	Steve Harrell	803-771-4089	SGHarrell@aol.com
Secretary/Treasurer	Chuck Klemme	803-337-8524	cklemme@truvista.net
Board of Directors	James Whaley	803-270-5282	docdrywood@aol.com
	David Pietras	803-699-7348	tpietras@sc.rr.com
	John Porter	803-345-1283	tomtom4152@aol.com
	Bill Easterling	803-353-3502	billwilwan@aol.com
	Pat Harris	803-808-1964	pharris4@sc.rr.com

Club Management

Exhibitions Chairman	Joey Vann	803-407-8002	luther_vann@bose.com
Librarian	Robert Lyon	803-695-3656	lyon@sc.edu
Media Specialist:	David Pietras	803 699-7348	tpietras@sc.rr.com
Newsletter Editor	Gwen Simpson	803-663-6675	levelbest@bellsouth.net
Raffle Prize Coordinator	Jerry Daniels	803-731-1258	jdanielsr@sc.rr.com
Deputy Prize Coordinator	Jay Daniels	803-233-1413	danielje@sc.rr.com
Program Chairman	Ben Pendarvis	803-534-3243	benpen465@aol.com
Southern States Representative	Charles Watson	803-959-0765	cbwatson@bellsouth.net
Webmaster	Wink Clark	803-957-7650	wink_clark@yahoo.com
Hands-On Session (Co-Chairs)	Gerald Starnes	803-794-0119	joenat56@aol.com
	Marcia Roof	803-791-4946	mmroof710@sc.rr.com

Instant Gallery

Type of Piece _____
(Bowl, Stopper, etc.)

Wood(s) _____

Finish _____

Other Info _____
(Inlay, Technique, etc.)

Artist _____

Instant Gallery

Type of Piece _____
(Bowl, Stopper, etc.)

Wood(s) _____

Finish _____

Other Info _____
(Inlay, Technique, etc.)

Artist _____

Instant Gallery

Type of Piece _____
(Bowl, Stopper, etc.)

Wood(s) _____

Finish _____

Other Info _____
(Inlay, Technique, etc.)

Artist _____

Instant Gallery

Type of Piece _____
(Bowl, Stopper, etc.)

Wood(s) _____

Finish _____

Other Info _____
(Inlay, Technique, etc.)

Artist _____